



Morgana FB9000PRO
Automatic Die-Cutter

Morgana FB9000PRO

Creative, **on-demand** digital print finishing production and prototyping solution for **packaging** and **POS**.



Morgana's advanced, fully automated digital die cutter delivers lightning speed performance, unparalleled media control and highly sophisticated, but user-friendly production functionality.

This premium build system has a high capacity rapid auto feeder, paired with a large format continuous belt cutting table and media collection tray, which together offer synchronised auto-feed/load and eject for fully unattended operation and exceptional productivity. Tactile controls and immersive touch screen driven software provide an intuitive user experience ensuring you operate the FB9000PRO with the simplest operation and virtually no learning curve

Key Features

- Auto sheet feeding flatbed cutting system
- Dual tool head for clean cutting, crisp creasing, scoring and perforation - with up to 2.64lb cutting force and 3.30lb crease force
- Cut up to 800 micron media
- Process at speeds up to 1,200mm a second
- Auto sheet feeding for high productivity
- High-capacity stacker accepts up to 2,000 sheets (25kg) of printed media
- Adjustable pneumatic suction media pick up
- High-speed synchronised feeding
- Optical camera for accurate registration
- Portrait and landscape sheet fed orientation
- Mixed jobs can be loaded and cut
- Media choices - cut your project from thick Folding Box Board, card, synthetics or kiss cut label media
- Ease of set-up and use with no requirement for dedicated operators/previous knowledge or specialised expertise
- Driven by ColorCut Pro software
- QR coded Job Library for file retrieval
- Optional ColorCut Pro Server Station

Complete standalone operation - even with a stack of mixed jobs

- **Easy set-up and use.** No need for dedicated operators/previous knowledge or specialised expertise. Unbox, connect and align feeder to cutter, plug in your PC via ethernet or USB and you're ready to go!
- **Cutter.** The FB9000PRO's dual tool head contains the latest Vision3 high resolution CCD camera, which reads a printed QR code to automatically retrieve the associated cutting file from the system and eliminates time searching for jobs. Scanning the corner page SmartMarks also ensures precision registration of every sheet with its digital cut file.
- **Feeder.** Users can stack up to 2,000 sheets of printed media, even mixed batches for fully unattended operation, thanks to the QR code job identification. Each sheet is then automatically loaded on to the cutting belt using a highly effective pneumatic feed system.
- **Software.** Morgana's acclaimed ColorCut Pro software comes as standard. Features include: Remote Job Library, *SmartColors which allow different tasks and speed modes to be applied to different parts of the cut file and QR code reading which also allows the system to faultlessly identify and cut mixed jobs in the same session.



Morgana FB9000PRO

High-capacity, ultra-reliable digital cutting

Morgana's FB9000PRO cutters use advanced digital contour cutting technology to follow artwork lines drawn in Adobe® Illustrator® or CorelDRAW® enabling you to cut and crease any shape, on demand, with no setup costs or new software.

Using the Auto Sheet Feeder, for unattended operation, the maximum media size is 18.89" x 28.34". However, larger sheets can be cut in manual mode up to 21.65" x 33.46". Designed to feed sheets in both portrait and landscape orientation, the system is equipped with an adjustable pick up head for wider sheets and larger media formats.


Perfect alignment of cut jobs is ensured with the high speed Vision3 registration and job recognition system, to quickly and accurately pinpoint the job registration marks as soon as each sheet has been loaded. A high resolution CCD camera also reads QR codes, which are created when designing cut jobs, enabling the FB9000PRO to automatically retrieve associated cut files.

The separate cutting and creasing tools operate independently reducing operation time, improving productivity and providing the ability to specify different speed modes for 'blended' or multi speed cut and crease for accurate fast throughput. The cutting tool is supplied with a range of blades enabling a wide range of media to be cut, from kiss cutting labels up to 1000 micron thick materials?



The creasing tool is double-ended, offering a choice of wide or narrow crease with an option to assign multi-creases within the ColorCut Pro software, to aid the creasing of difficult substrates.

Class-leading force/pressure delivering a powerful 1.2kg of force for cutting and 1.5kg for creasing ensures the FB9000PRO can process a wider array of materials, the printed sheets are held securely in place on a revolving conveyor belt.



Suction pick-up assembly is aided by air blade separation and air pulse knock down jets

The cutting table features 2 suction zones so even difficult substrates can be held firmly in place. Air blade separation ensures perfect feeding by pre-separating the individual sheets, at the top of the media pile, as the stacker is raised for the next sheet feed.

Air pulse knock down nozzle assists in knocking down media, that might mis-feed by shooting a pulsed sequence of blasts down onto the top sheet. Pneumatic control centre is located at the side of the feeder and offers full control over the generation, storage and delivery of air for the vacuum and pneumatic functions. This provides all the control needed for varying weights and types of media used.

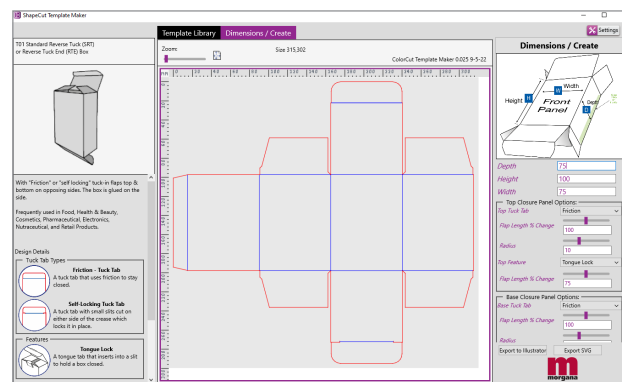


The optional **ColorCut Pro** Server Station streamlines **production workflow** and automates **productivity**.

Contour cutting: Contour cutting involves placing a drawn outline around an object and using the Intec ColorCut flatbed to cut it.



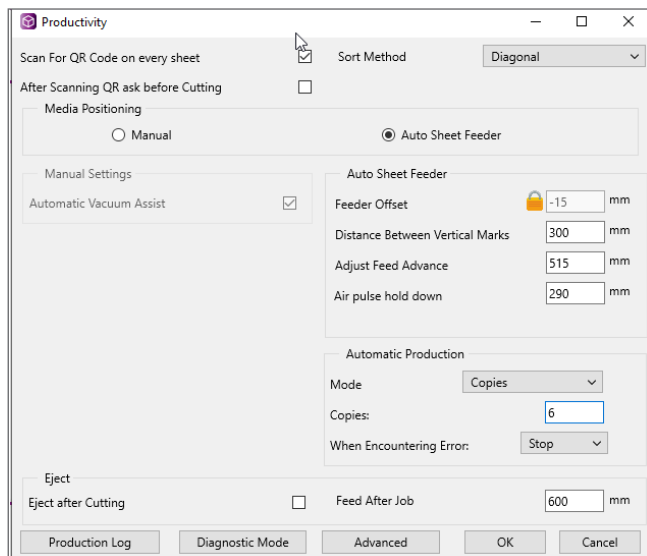
User Licence allows 2 extra user seats




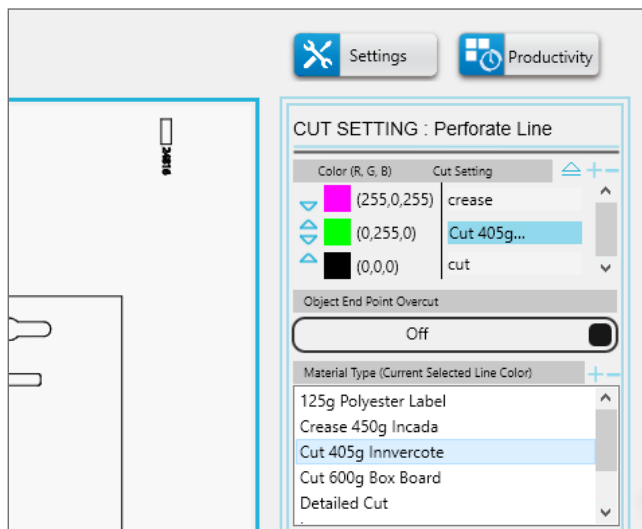
ColorCut Pro Server Station and Software

How does ColorCut Pro work?

Productivity controls for production runs. With the auto-feeder, ColorCut Pro can cut a specific number of copies or continue to run until all sheets have been cut. In manual mode, multiple sheets can be placed on the table and ColorCut Pro can be set to search for each sheet and cut it - improving productivity. For complex designs it is possible to change the cutting sequence and order.



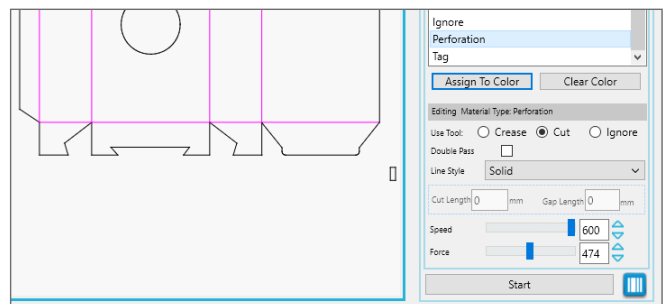
Material database. It's possible to assign a tool (either cutting or creasing), with tool speed and pressure for each action or material used. Settings can be saved so users can quickly and easily recall them in future. Using the 'SmartLine' Colour from the design that has been recognised by ColorCut Pro, assign the material process i.e. cutting 450 micron board, creasing, scoring or perforation.



Colour recognition. Working with vector lines in the design, it is possible to set-up cutting/creasing processes using different line Colours. This feature recognises different colours and allows users to set types of operation and the processing sequence, by Colour.

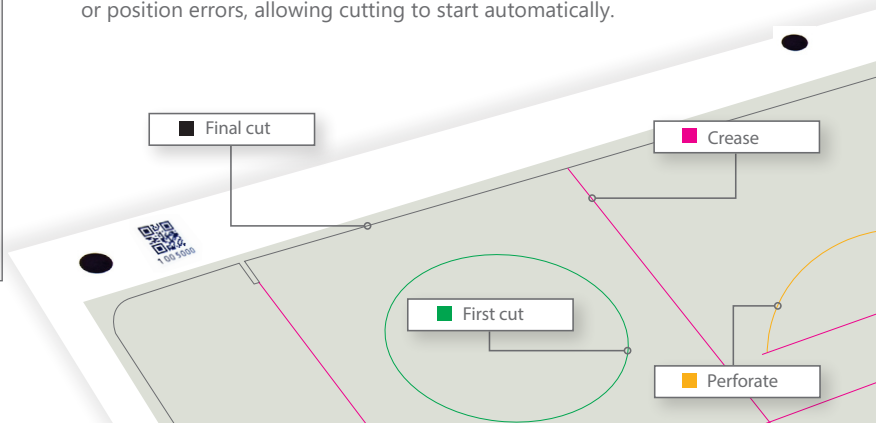
Auto find jobs using QR codes. When a designer uses the ColorCut Pro plugin to automatically add page registration marks, a QR code, job number and cut files are created and saved directly to the ColorCut Pro's Job Library. Once a job has been created with a QR code you benefit from faster, automated retrieval of the cut file at any required point.

In addition, the stand-alone version of ColorCut Pro can be installed on different computers, enabling other team members to cut the jobs - perhaps in another location - simply by using the QR code of the assigned job number.



SmartLine control. Solid lines can be over-ridden in designs, turning them into dashed lines, perforated cuts or even small tags to hold designs into the cut sheet.

Click start. Once positioned on the first registration mark, the Vision3 camera will automatically detect the 2nd, 3rd and 4th mark, the ColorCut Pro software automatically compensates for any scale, skew or position errors, allowing cutting to start automatically.



Morgana FB9000PRO Tools and Accessories

A comprehensive range of **tools** and accessories made for **ColorCut**

A full range of original manufacturer parts and accessories are available for after-market purchase.

Creasing tool. This tool is double-ended, offering a choice of tips for either wide or narrow creases, as desired. Precision engineered, this tool sits in the dual tool head.

Cutting tool. This precision engineered component sits in the dual tool head and holds the cutting blade of choice. The tool is manually adjustable to obtain the desired amount of 'blade out' for the job in hand.


Calibration tool. Used at set up and then periodically, to calibrate the cutter.

Cutting mat. This replaceable grey felt mat is ideal for achieving crisp cuts and deep creasing lines on a wide range of substrates. The natural density of the fibres allows the vacuum flow to pass through it for sheet retention. The innovative 'jigsaw' style joint makes it easy to replace.

Vacuum pump and silencer. Powerful 750W vacuum pump with acoustic housing and safety valve.




Acoustic silencer. Reduces sound level of vacuum pump.



Cutting blades. Ultra-sharp and hard-wearing blades come in two types and three blade angles. Either as a pack of three of the same blade or as a mixed pack.


Blades:

- Yellow** 30° 1mm \varnothing - for film, very soft material, thin label material
- Red** 45° 1mm \varnothing - typically for labels, stickers, and thin paper/card
- Blue** 60° 1mm \varnothing - for hard media. The sharply angled tip provides a sharper point edge. Suitable for penetrating harder media types



Circlip blades:

- Red** 45° 1.4mm \varnothing - Most packing board up to 750 micron. Circlip provides better pressure and improves blade direction changes on dense media, from 0.25 to 0.75 mm thick
- Blue** 60° 1.4mm \varnothing - For dense, rigid or thick media. Sharply angled tip provides a sharp point ideal for



Blade legend:

- 1. 30° blade
- 2. 45° blade
- 3. 60° blade
- 4. 45° circlip knife
- 5. 60° circlip knife

Manuals. User guides for ColorCut flatbeds and ColorCut Pro software are supplied with all cutters and are available on request.



Technical Specifications

FB9000 Technical Specifications		
CUT AREA	Auto Sheet Feed	Manual placement
Maximum media area	18.89" x 28.34"	21.65" x 33.46"
Effective contour cutting area	18.89" x 27.56"	19.48" x 28.93" (no mark scanning)
Media placement	Automatic sheet feeder or manual placement	
Media hold-down method	2 zone vacuum bed (high speed 750W vacuum pump included as standard)	
Cutting mat	Superior felt cutting underlay (one piece user replaceable) continuous belt	
Registration system	High speed CCD Camera	
Job recognition	Advanced QR code technology for instant file recognition and registration	
CUTTING CONTROL		
Mountable tools	Blade holder, creasing tool & pen tool (head is dual tool, so any 2 can be fitted simultaneously)	
Force / Pressure	Tool 1 (Cut) up to 1,200gf (1.2kg) Tool 2 (Crease) up to 1,500gf (1.5kg)	
Recommended media thickness/types	Paper/card up to 800micron. Max. depth: 1000micron (low density substrate i.e., rice paper / softboard)	
Speed Three speed modes:	Fast mode 1,200mm/s; SD Standard mode 960mm/s; HD High quality mode 750mm/s	
Blades:	1 x Yellow - 1mm 30° cemented carbide blade - for thin film and very soft material	
	1 x Red - 1mm 45° cemented carbide blade - for adhesive stickers, thin card under 0.25mm	
	1 x Blue - 1mm 60° cemented carbide blade - for rigid media, (polyester sheets)	
	3 x Red circlip - Industrial 1.4mm 45° circlip cemented carbide blade - default blade for cutting card	
	stock and folding box board from 0.25 to 0.6mm thick	
	3 x Blue circlip - Industrial 1.4mm 60° circlip cemented carbide blade - use with high-intensity reflective film or magnetic	
	media - suitable for cutting media from 0.5 to 1.2 mm thick (restricted to max limit of flatbed)	
Creasing tool:	Dual ended (wide & narrow) with variable pressure up to 1.5kg	
Pen holder:	Pen, plotting pen, also used for calibration sensor	
Output tray	Modular, moveable media collection tray	
COMPATIBILITY MODE PC & Mac		
ColorCut Pro – Plugin (PC)	ColorCut Pro can send projects that you have designed in Adobe® Illustrator® or CorelDRAW®	
ColorCut Pro – Plugin (Mac)	ColorCut Pro Plugin for Mac enables the ColorCut Pro Job Library Client.	
Specification	64-bit, 2 GB of RAM (4 GB recommended), Min display resolution : 960×830, For Live Preview PC must have Wi-Fi capability for direct connection to iVision3 Camera Sensor. (USB Wi-Fi dongle included)	
AUTO SHEET FEEDER		
Maximum media size	18.89" x 28.34"	
Minimum media size	7.71" x 11.21"	
Maximum media weight / stack height	55.11lb / 8.55"	
Media pick up method	Quad (4) vacuum suction pads. Adjustable for portrait/landscape feeding	
Sheet separation features	Forward facing air blade system with additional stainless steel sheet catches and air pulse knock down jet	
Sheet advance method	Linear pneumatic cylinder piston	
Air Supply	3.5CFM Air compressor (included)	
Productivity indicator	4 Light tower indicator	
POWER REQUIREMENTS		
Power requirements - Cutter	220 - 240V / 6.8A / 750W	
Power requirements - Vacuum pump	220 - 240V / 4.5A / 750W	
Power requirements - ASF	Auto Sheet Feeder (supplied by Cutter)	
Power requirements - Compressor	220 - 240V / 3.6A / 780W	

Technical Specifications

FB9000 Technical Specifications		
MEDIA COLLECTION TRAY	Packed	Unpacked
Weight:	Included with the Cutter	40lb
Length:	Included with the Cutter	21.65"
Width:	Included with the Cutter	18.70"
		
CUTTER	Packed	Unpacked
Weight:	612.00lb	551.15lb
Length:	57.67"	51.18"
Width:	48.62"	43.11"
Height:	47.83"	40.74"
		
AUTO SHEET FEEDER	Packed	Unpacked
Weight:	402.56 lb	304.24lb
Length:	43.70"	39.37"
Width:	39.37"	34.84"
Height:	56.30"	62.99"
		

§ Does not support illegal copies of Illustrator.‡ Full version only. Does not support 'Home and Student', 'Essentials' edition, or illegal copies of CorelDRAW.
 * Maximum dimensions relate to assembled machines and reflect full extremities of each device to allow for aspects such as tool beam and vacuum hose.

